



The tailor-made enclosure

The proven PROFI CASE small case series is characterized by its timeless design and simple and functional construction.

PROFI CASE



PROFI CASE small case

- simple construction
- short assembly time
- available with plastic side piece (series 415) or aluminium extrusion side piece (series 416)
- available as ventilated/partially ventilated or solid models
- special sizes available on request

The variety of sizes and the possibility of adding customized treatments such as special stamps or screen printing make this case ideal for a particularly wide range of applications.



Specifications

Application:

for 2 or 4 lab cards or customized electronic components

Construction:

Two aluminium half shells are attached with plastic side pieces (series 415) or aluminium extrusions (series 416) and screwed together from the outside of the case.

Integrated grooves in the side parts allow you to insert PCB's or mounting panels.

Finish:

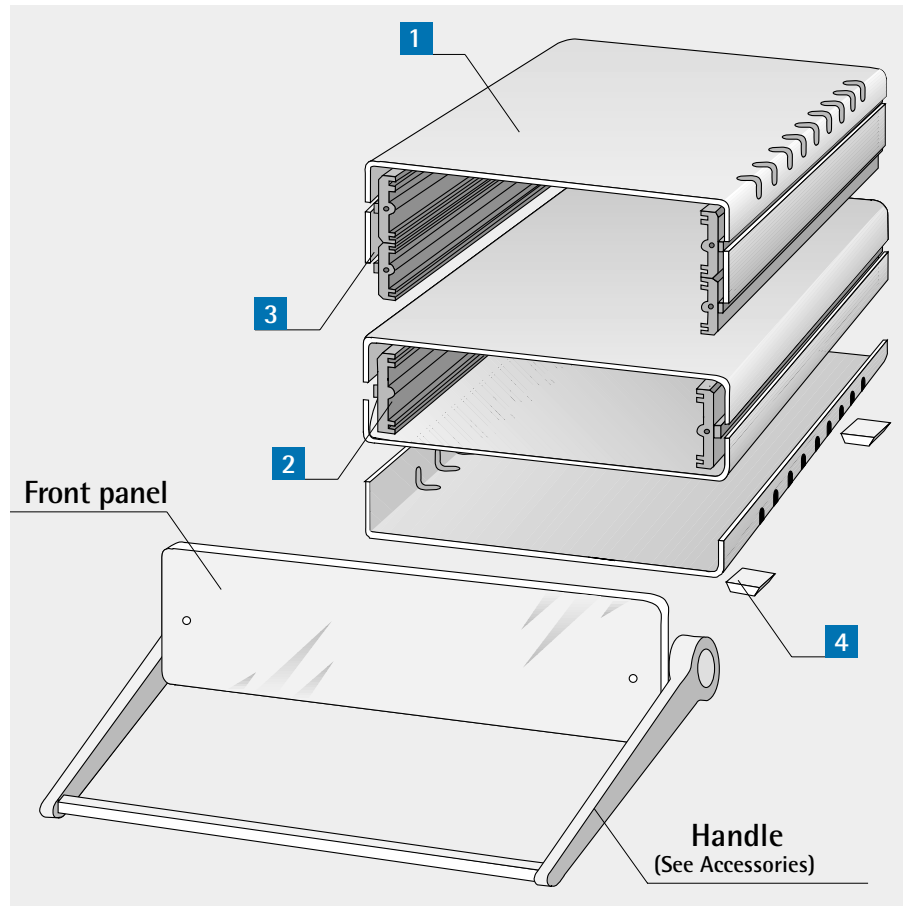
Half shells, RAL 7035 light grey
Side parts, RAL 9005 deep black

Degree of protection:

IP 40/20

Delivery:

not assembled



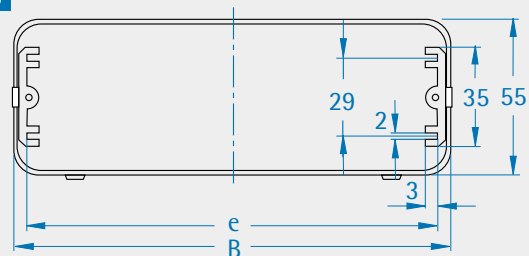
Included in delivery

Item	Pc.	Description
1	2	Top/bottom cover
2	2	Plastic side pieces (series 415)
	4	Plastic side pieces (series 415, type 2)
	2	Aluminium extrusion side pieces (series 416)
3	2	Side panels (series 415, type 2)
4	4	Adhesive feet
5		Assembly material

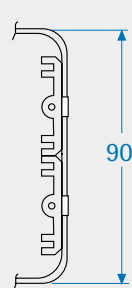
Note:

Order front panel, rear panel and handle separately.

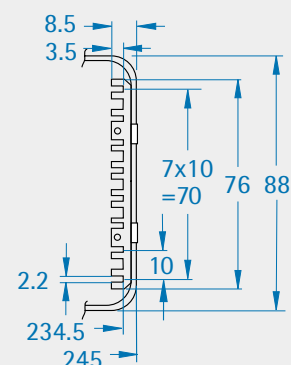
Type 1: 415/416



Type 2: 415






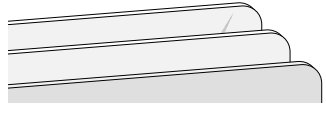
Type 3: 415










(all dimensions in mm)



Order information

PROFI CASE 415 TYPE 1 H=55mm						Solid  One side ventilated  Both sides ventilated 			 Front panels/Rear panels		
PCB dimensions mm	Case height H mm	Case depth D mm	Avail. depth d mm	Case width W mm	Avail. width e mm	Solid IP 40	One side ventilated IP 20	Both sides ventilated IP 20	Anodized	RAL 7035	Plastic RAL 7035
100 x 160	55	175	160.5	115	101	415-303	415-323	415-343	415-103	415-123	-
120 x 160	55	175	160.5	135	121	415-305	415-325	415-345	415-105	415-125	415-165
160 x 160	55	175	160.5	175	161	415-302	415-322	415-342	415-102	415-122	-
190 x 160	55	175	160.5	205	191	415-301	415-321	415-341	415-101	415-121	415-161
233.35 x 160	55	175	160.5	248.5	234.5	415-304	415-324	415-344	415-104	415-124	-
100 x 210	55	225	210.5	115	101	415-003	415-023	415-043	-	-	-
160 x 210	55	225	210.5	175	161	415-002	415-022	415-042	-	-	-
190 x 210	55	225	210.5	205	191	415-001	415-021	415-041	-	-	-
233.35 x 210	55	225	210.5	248.5	234.5	415-004	415-024	415-044	-	-	-

PROFI CASE 415 TYPE 2 H=90mm						Solid  One side ventilated  Both sides ventilated 			 Front panels/Rear panels	
PCB dimensions mm	Case height H mm	Case depth D mm	Avail. depth d mm	Case width W mm	Avail. width e mm	Solid IP 40	One side ventilated IP 20	Both sides ventilated IP 20	Anodized	RAL 7035
100 x 160	90	175	160.5	115	101	415-313	415-333	415-353	415-113	415-133
120 x 160	90	175	160.5	135	121	415-315	415-335	415-355	415-115	415-135
160 x 160	90	175	160.5	175	161	415-312	415-332	415-352	415-112	415-132
190 x 160	90	175	160.5	205	191	415-311	415-331	415-351	415-111	415-131
233.35 x 160	90	175	160.5	248.5	234.5	415-314	415-334	415-354	415-114	415-134
100 x 210	90	225	210.5	115	101	415-013	415-033	415-053	-	-
160 x 210	90	225	210.5	175	161	415-012	415-032	415-052	-	-
190 x 210	90	225	210.5	205	191	415-011	415-031	415-051	-	-
233.35 x 210	90	225	210.5	248.5	234.5	415-014	415-034	415-054	-	-

PROFI CASE 415 TYPE 3						 		 Front panels/Rear panels		
PCB dimensions mm	Case height H mm	Case depth D mm	Avail. depth d mm	Case width W mm	Avail. width e mm	Anodized	RAL 7035	RAL 7035 ventilated		
233.35 x 160	88	280	273	245	234.5	415-504	415-505	415-604	415-624	415-634



Order information

PROFI CASE 416 H=55mm									
PCB dimensions mm	Case height H mm	Case depth D mm	Avail. depth d mm	Case width W mm	Avail. width e mm	One side ventilated	Both sides ventilated	Anodized	RAL 7035
						IP 20	IP 20		
100 x 160	55	175	160.5	115	101	416-303	416-323	415-103	415-123
120 x 160	55	175	160.5	-	-	-	-	-	-
160 x 160	55	175	160.5	175	161	416-302	416-322	415-102	415-122
190 x 160	55	175	160.5	205	191	416-301	416-321	415-101	415-121
233.35 x 160	55	175	160.5	-	-	-	-	-	-
100 x 210	55	225	210.5	115	101	416-003	416-023	-	-
160 x 210	55	225	210.5	175	161	416-002	416-022	-	-
190 x 210	55	225	210.5	205	191	416-001	416-021	-	-
233.35 x 210	55	225	210.5	-	-	-	-	-	-

Accessories

Prop-up and carrying handle



- consists of handle brackets and a handle piece, which can be cut to the appropriate length
- handle can be set 30° by pressing a button to snap it into place
- attached by a single hole on both sides

Material:

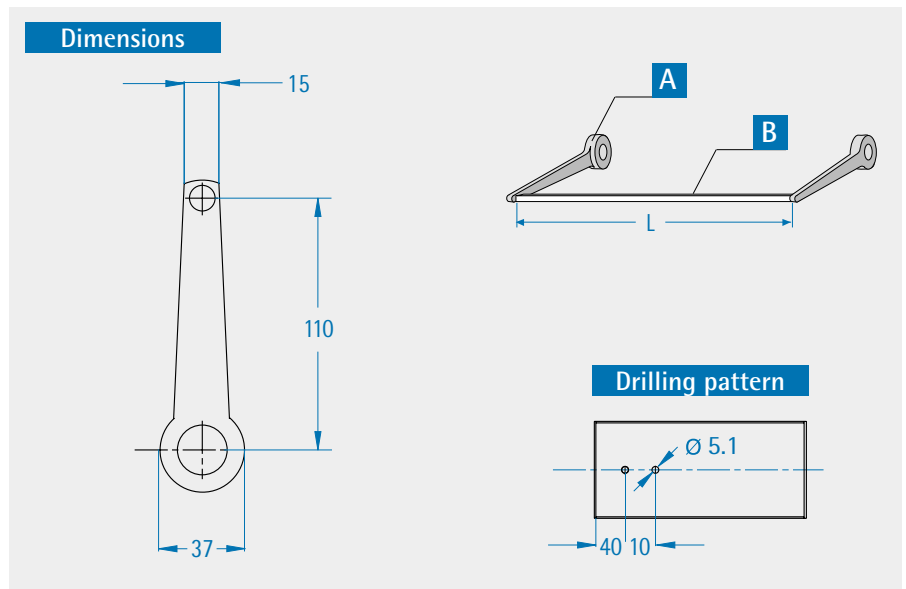
Handle extrusion: anodized aluminium
Handle brackets: black polyamide

Carrying capacity:

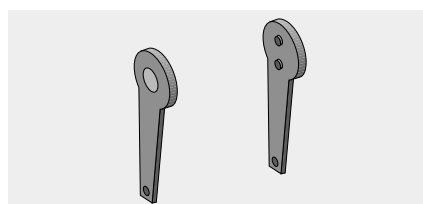
25kg

Determine the length of the handle section you need using the following formula:

Handle section length (L) = case width (W) + 16mm

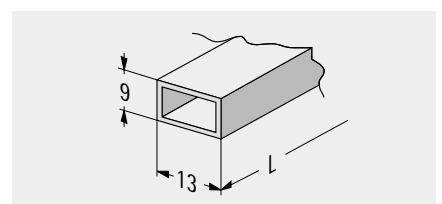


A Handle brackets



Part no. (pair)
615-060

B Handle section



- 1m piece to cut to appropriate length

Part no. (1m)
615-061